



ALLIANCE 17
LAS VEGAS
FEB 27 - MAR 2, 2017

PEOPLESOFT MONITORING TOOL
BUILT IN PEOPLETOOLS, EASY TO USE, AND FREE

SESSION 3956
March 1, 2017

PRESENTERS

David Vandiver

Manager of ERP Services

Fort Bend ISD


David.Vandiver@fortbendisd.com

David has been in the PeopleSoft ERP space for over 20 years, with a focus in customizations, upgrades, and mentoring. With a passion to teach, he leverages his experience to spread his talents to others.


David has presented at Alliance 2006 and 2014.



FORT BEND INDEPENDENT SCHOOL DISTRICT



FBI  **SD**
INSPIRE • EQUIP • IMAGINE



FORT BEND ISD

SUGAR LAND, TX

Over 74,000 students



FBISD & ORACLE

HCM 9.2 (8.54)
FSCM 9.2 (8.54)
CRM 8.9 (8.50)
Portal (8.50)

OUTLINE

1

NEED

Overview on
the need and
solution

2

OBSERVE

Demonstration
of the program

3

SETUP

Build new
queries and
setup config

4

OBTAIN

How to obtain
the code for
free

5

WRAPUP

Final Thoughts

NEED

Overview on the need
and the solution



REQUIREMENTS – MUST HAVES

What are the
“Must Haves”
for this
program?

- Alert support staff when an issue is found.
- Alert is an easy-to-read email with responsive HTML tables.
- Will not alert when no issues are found.
- Allow new alerts to be created without migration of code/programs.
- Monitor every x minutes if desired.



REQUIREMENTS — NICE TO HAVE

What would be
“nice to have”
for this
program?

- Works in different versions of PeopleTools. (Tools Agnostic)
- Works for HCM, FSC, EPM, etc. (App Agnostic)
- Suppress email alert if the results remains the same every x minutes. (i.e. Lunch time)



REQUIREMENTS — WHAT TO MONITOR

Tasks to
monitor...

- Process Monitor
 - Error/No Success
 - Long running processes
 - Queued too long
- Integration Broker
 - Asynchronous & Synchronous
- Allow for Future Items



SOLUTION

The Solution

- An Application Engine (AE) program that can run PeopleSoft Query (PSQuery).
- A configuration page to list which queries to utilize in the AE program.
- The AE will run each PSQuery, and will email the support staff if 1 or more rows are found.
- The email output is in HTML.

OBSERVE

Demonstration of the
program

TEST IT ON YOUR PHONE

To see the output on your device, send an email to the following address. The subject line does not matter.

psgeek@PeoplesoftTricks.com

On mobile devices, you can rotate to landscape to see more data. The table expands and shrinks as needed.

The email is an HTML document using Twitter Bootstrap.

OUTPUT EXAMPLE - DESKTOP

Database Name: FSCTST

| Monitor for Error/No Success | | | Query: Z_MONITOR_PSPRCSRQST_01 | | | | | Total Rowcount: 3 | |
|------------------------------|------------------|--------------------|--------------------------------|-------------------------------|----------------|-------------|------------------|----------------------------|----------------------------|
| Row | Process Instance | Process Type | Process Name | Process Descr | Run Status | Operator ID | Operator ID Name | Begin Date Time | End Date Time |
| 1 | 4104727 | SQR Process | POPO005 | Single PO Dispatch/Print | Error | FB140593 | Donald Duck | 2017-02-24-08.26.54.813000 | 2017-02-24-08.26.57.910000 |
| 2 | 4104633 | Application Engine | PO_AUTO_SRC | Automatic Purchasing Sourcing | Not Successful | FB132960 | David Vandiver | 2017-02-24-08.03.04.700000 | 2017-02-24-08.03.18.093000 |
| 3 | 4104629 | Application Engine | PO_AUTO_SRC | Automatic Purchasing Sourcing | Not Successful | FB132960 | David Vandiver | 2017-02-24-08.03.04.677000 | 2017-02-24-08.03.12.857000 |

Next Steps:

For each row, navigate to PeopleTools, Process Scheduler, Process Monitor, and review each process that was in error or no success.

OUTPUT EXAMPLE - MOBILE



Database Name: FSCPRD

Monitor for Error/No
Success

Query:
Z_MONITOR_PSPRCRQST_01

Total Rowcount: 2

| Row | Process Instance | Process Type | Process Name | Process Descr | Run Status | Operator ID | Operator ID Name | Begin Date/Time | End Date/Time |
|-----|------------------|--------------------|--------------|------------------------------|----------------|-------------|---------------------|----------------------------|----------------------------|
| 1 | 4068403 | Application Engine | FBISD_VCHRLD | Voucher Upload Process | Not Successful | FB135 | Ronda | 2017-02-01-08.59.26.513000 | 2017-02-01-08.59.30.540000 |
| 2 | 4068051 | SQR Report | FBISDJP | Process JPMC files on server | Error | FBISD. | FINANCIALS Batch ID | 2017-02-02-07.00.08.323000 | 2017-02-02-07.00.23.953000 |

Next Steps:

SETUP

How to setup the program
and build new queries




CREATE QUERY — REQUIREMENTS

What goes into
a Query...

- Query needs to be a Public query.
- There should be no prompts.
- The query should have zero rows when everything is working.
- Make the column headings meaningful.
- Use translates when possible.
- Use Left Outer Joins when needed.
- The OPRID running the monitor tool (AE) must have Query Access to this query.

CREATE QUERY — EXAMPLE

Chosen Records

| Alias | Record |
|-------------------------------------------------------------------------------------|----------------------------------------------------------|
|  A | PSPRCSRQST - Process Request |
|  B | PSOPRDEFN - Operator Definition left outer joined with A |
|  C | PRCSDEFN - Process Defn |

CREATE QUERY — FIELDS TAB

Records || Query || Expressions || Prompts || **Fields** || Criteria || Having || Dependency || Transformations || View SQL || Run





















Query Name Z_MONITOR_PSPRCSRQST_01

Description Monitor for Error/No Success

Feed ▾

Reorder / Sort

View field properties, or use field as criteria in query statement.

| Fields | | Personalize Find View All   | | | | | | First | 1-9 of 9 | Last |
|--------|----------------------------------|---------------------------------------------------------------------------------------------------------------------------------------------------------------------------------------------------------|-----|------|-----|------------------|---------------------------------------------------------------------------------------|-------|---------------------------------------------------------------------------------------|------|
| Col | Record.Fieldname | Format | Ord | XLAT | Agg | Heading Text | Add Criteria | Edit | Delete | |
| 1 | A.PRCINSTANCE - Process Instance | Num10.0 | 1D | | | Process Instance |  | Edit |  | |
| 2 | A.PRCSTYPE - Process Type | Char30 | | | | Process Type |  | Edit |  | |
| 3 | A.PRCNAME - Process Name | Char12 | | | | Process Name |  | Edit |  | |
| 4 | C.DESCR - Description | Char30 | | | | Process Descr |  | Edit |  | |
| 5 | A.RUNSTATUS - Process Run Status | Char2 | | L | | Run Status |  | Edit |  | |
| 6 | A.OPRID - User ID | Char30 | | | | Operator ID |  | Edit |  | |
| 7 | B.OPRDEFNDESC - User Description | Char30 | | | | Operator ID Name |  | Edit |  | |
| 8 | A.BEGINDTM - Begin Date/Time | DateTm | | | | Begin Date/Time |  | Edit |  | |
| 9 | A.ENDDTM - End Date/Time | DateTm | | | | End Date/Time |  | Edit |  | |

CREATE QUERY – CRITERIA TAB

Records | Query | Expressions | Prompts | Fields | **Criteria** | Having | Dependency | Transformations | View SQL | Run

Query Name Z_MONITOR_PSPRCRQST_01

Description Monitor for Error/No Success

 Feed

Add Criteria

Group Criteria

Reorder Criteria

| Criteria | | | | | | |
|----------------------|----------------------------------|----------------|---------------------------|-------------------------------------|----------------------------------|------------|
| Logical | Expression1 | Condition Type | Expression 2 | Edit | Delete | Belongs to |
| <input type="text"/> | A.RUNSTATUS - Process Run Status | in list | ('3','10') | <input type="button" value="Edit"/> | <input type="button" value="-"/> | |
| AND | B.OPRID - User ID | equal to | A.OPRID - User ID | <input type="button" value="Edit"/> | <input type="button" value="-"/> | B |
| AND | C.PRCSTYPE - Process Type | equal to | A.PRCSTYPE - Process Type | <input type="button" value="Edit"/> | <input type="button" value="-"/> | |
| AND | C.PRCNAME - Process Name | equal to | A.PRCNAME - Process Name | <input type="button" value="Edit"/> | <input type="button" value="-"/> | |

SETUP PAGE

Setup Monitor

Query Group Name BIS-MONITORING

Query Group Options Find | View All First 1 of 1 Last

*Effective Date 08/21/2015 Active Combine Results in One Email + -

Description BIS Monitoring

Email Setup

*Email From donotreply@fortbendisd.com

To Users in Role Name FB_DEVELOPER_PT

CC Users in Role Name

BCC Users in Role Name

Queries to Execute Personalize | Find | First 1-4 of 4 Last

| Active? | *Query Name | Query Descr | *Suppress email when... | Limit HTML Report Rowcount | | |
|-------------------------------------|-----------------------------|------------------------------|----------------------------|----------------------------|---|---|
| <input checked="" type="checkbox"/> | Z_MONITOR_INTBROKER_01_MSFT | Int Broker-Async-Errors | Lvl2 Count matches last oc | 50 | + | - |
| <input checked="" type="checkbox"/> | Z_MONITOR_PSPRCSRQST_01 | Monitor for Error/No Success | Lvl2 Count matches last oc | 50 | + | - |
| <input checked="" type="checkbox"/> | Z_MONITOR_PSPRCSRQST_02 | Monitor for Stuck Initiated | Lvl2 Count matches last oc | 50 | + | - |
| <input checked="" type="checkbox"/> | Z_MONITOR_PSPRCSRQST_03 | Monitor for Stuck in Queued | Lvl2 Count matches last oc | 50 | + | - |

RUN CONTROL PAGE


Run Monitor AE

Run Control ID RunEvery5Minutes

Report Manager

Process Monitor

Run

*Query Group Name 

*Suppress Level Override

Choose the highest Suppression Level.
This will override the Suppression Level
for each query in the group.

OBTAIN

How to obtain the code for
free



OBTAIN THE CODE

Where to obtain the code for free

<http://PeopleSoftTricks.com/free-projects>

OBTAIN THE CODE

TRICKS

App Engine

Debugging

ERD

PeopleCode

PSQuery

SQL

SQR

Upgrades

XML/BI Publisher



FREE PROJECTS

**FREE TRAINING
CLASSES**

Free Projects

Download Free Projects

The following files are free to download and use. A donation for ones you like would be appreciated. These are zip files that contain (usually) an App Designer project and a Word document/manual on how to use it.

This site nor its owners give any warranties to the code you download. You should review the code before applying to your development environment.

SQR to Excel Writer Project

Gives developers a library of SQR functions to be used in their SQR to produce Rich Excel reporting.

Free - Purchase

Daily Monitoring Project

Offers your PeopleSoft Support Teams an automated tool for checking the health of a PeopleSoft environment in a daily, hourly,...

Free - Purchase



CONCLUDING THOUGHTS

ANY QUESTIONS?

REVIEW THE “MUST HAVES”

Did we meet the requirements...

- ✓ Alert support staff when an issue is found.
- ✓ Alert is an easy to read email with responsive HTML tables.
- ✓ Will not alert when no issues are found.
- ✓ Allow new alerts to be created without migration of code/programs.
- ✓ Monitor every x minutes.

REVIEW THE “NICE TO HAVES”

Did we meet the extra items we wanted...

- ✓ Works in different versions of PeopleTools. (Tools Agnostic)
- ✓ Works for HCM, FSC, EPM, etc. (App Agnostic)
- ✓ Suppress email alert if the results remains the same every x minutes. (i.e. Lunch time)



FUTURE ENHANCEMENTS

Things to add in the future...

- More Prebuilt Queries for Common Issues.
- Ability to run multiple “Groups” in a single run.
- Ability to clean up older entries in the Process Monitor, for this Application Engine.
- Better alert suppression when the query count decreases but is not zero.
- Allow Query Prompts.



QUESTIONS / COMMENTS

PRESENTERS

David Vandiver

Manager of ERP Services

Fort Bend ISD

David.Vandiver@fortbendisd.com

**ALL ALLIANCE PRESENTATIONS WILL BE AVAILABLE FOR
DOWNLOAD FROM THE CONFERENCE SITE**



ALLIANCE 17
LAS VEGAS
FEB 27 - MAR 2, 2017

THANK YOU!

